



PRESIDENT'S MESSAGE



We had many things going on this past summer as I learned what went on after the Shell Show in March. We started with a presentation on shells at the Marriott, which Kathy Benedict will describe in her article. We participated in a “Shop and Support a Cause” event on June 29 from 10:30-2:30 at the Vineyard Vines store in Naples. The outreach manager at the store contacted us and asked if they could host our club as a nonprofit organization. The store donated 10% of their sales to our club during the time we were there which was \$284.10. Joan Robbins, Jae Kellogg, and I brought some samples and information on shells to share with the customers. We set up our information and items on a table set up in the front of the store and handed out many fliers to customers as they asked questions about some of the shells, fossils, and shell art samples we had set up, as well as questions about the club and workshops. It was a great way to share.

I was amazed at how much gets done during the summer by so many dedicated members. Shells and workshop materials are ordered by table leaders and workshop chairs, and then unpacked and sorted. We had several shell collectors donate some of their collections to the shell club. Jae Kellogg and I made trips to their homes to assess the donations and then sorted and packed the shells in containers for use by the club. University of South Florida scholarships got sent back and forth for signatures and approvals. The workroom was cleaned and all organized for table leaders to use when workshops begin. Becky comes in a lot to be sure all workshop materials and activities are ready. Jae Kellogg organized a summer shell art workshop at the Art Center in Marco. Several volunteers helped her as she will describe in her article. Jae also used a saw to make some beautiful shell cuts on shells ordered. John Tunnell put this entire newsletter together and sent it out to all members. Joan Robbins worked on creating a beautiful new look on our website for us. www.marcoshellclub.com.

We would like to welcome new members with a more personal touch. I would like to try having current members sign up for a workshop day that they would be available if a new member comes for the first time to a workshop. We would like to have them welcome them and go over some club information and activities we do in our club. I will have a handout with basic information for them as reminders. If you are interested in doing this sometime during the workshop season, I will have a sign-up sheet for you to sign up and I will give you any information you need. Otherwise, just a smile and a person they can come to if they have questions is nice on your first day in a new club. I appreciate all that was done and planned for this year and I'm looking forward to seeing all of you again soon!

Shop and Support event today at Vineyard Vines.

Here are some pictures. We were provided a table to advertise our club and talk to customers about shells and other fundraising activities. We received 10% of the stores sales during the 4 hours we were there. We earned \$281.10 donation



Joan R., Jae K, Karen C.

vineyard vines

SHOP & SUPPORT A CAUSE

Join us and take **10% off*** your purchase while vineyard vines gives **10% back** to The Marco Island Shell Club, an organization that promotes the study, conservation, history, and science of seashells and mollusks, and to encourage shell-related interests, such as shell collecting, crafting and shell art.



Friday, June 29 - 10:30AM-2:30PM

vineyard vines® | NAPLES
 5415 TAMiami TRAIL NORTH SUITE H-5 | NAPLES, FL | P. 239-596-3765

*Discount is valid for purchases made at the store shown above on Friday, June 29, 10:30AM-2:30PM only. 10% of sales will be donated back to The Marco Island Shell Club. Offer excludes gift cards, red socks, 19wade, Cash on delivery, merchandise & promotional, as well as children's and all other specialty products. No price adjustments will be made to previous purchases. Purchases made at the store are not eligible for future price adjustments. Offer is combined with any other offer. Vineyard Vines reserves the right to change or cancel this promotion at any time. Use of this promotion voids the accompanying offer. Terms and conditions, except where prohibited by law. Discount applies to merchandise only and not shipping & handling, taxes or packaging.



Karen Caster - President

SHELL SHOW CHAIR REPORT



Welcome Back! We are ready for an exciting year in the Marco Island Shell Club!

LOOK AT ALL OF OUR BRAND NEW LITTLE SHELL ARTISTS!!

Mid-June was our 2nd Kid's Shell Workshop at the Marco Island Center for the Arts! Each summer they have a huge kid's program of 3 day workshops and we are very honored to be a part of that program! Thank you, Hyla Crane and Board! When I said second year - we completely went from 5 children last year (ages 7-14) to an even dozen (ages 7-14)



Each day brought new projects for the students! Frames, painted shells, little critters, wreaths, ornaments, flowers and treasure chests are just a few of them!



A BIG Thank You to Joan Robbins, Karen Caster, Kathy Benedict, Linda Kropp, Kim Porter, and Martha Bennett -who helped me with presentations each day on fossils, anomalies, sea life, Alphabet Cones - and even flowers! Their expertise and enthusiasm was greatly appreciated!

Many different projects took shape in those 3 days and we are hoping they will end up in the Student/Junior Division of our March Shell Show! See You Soon!

Jae Kellogg — 2019 Shell Show Chair

WORKSHOP



Workshop Tuesdays are on the horizon! Our first workshop is October 30. We will skip Tuesday November 6, due to election activity in the Hall, and then meet again Tuesday November 13.

We are looking forward to a great season. All tables have table leaders and we are expecting creative, exciting, and new shell art projects.

It's time to think about the table you would like to work at this season. As a review, the tables include: new members, jewelry, minis, stemmed flowers, table flowers, critters, painting, decorating, mirrors/frames, holiday. We haven't talked to all table leaders this summer but the words we have heard from the ones we've talked to include---- mermaids, ballerinas, owls, wired sea glass, flowers, nautical wreaths, cut shells, butterflies, tiny shells in stuff, bracelets, frames, air plants ----- I can't wait..... Oh and the paint colors this year are vivid!!!!!!

Start time is 9:00 so you should plan to arrive around 8:45 to have time to socialize, heat up your glue gun and be ready for the planned activity at 9:00.

Each table has a list of tools you will need, but a good starting collection is high-temp glue gun and holder, tweezers, scissors, ruler, exacto knife.

The Holiday Sale will be Saturday December 1, 9:00-2:00, at the Church. This is always an exciting and well attended event. Workshop Tuesdays will be very busy as we prepare for the Holiday Sale. Gift items are always popular so bring your ideas for new shell art gift creations.

Looking forward to our time together on Tuesday mornings creating wonderful shell art to support our Scholarship and Grant activities. We are certain you will have a great experience at which ever table you choose to work at this season.

Becky Miller | Debbie Towey — Workshop Chair

2018-2019 MISC WORKSHOP CLEAN-UP SCHEDULE

Oct. 30	Everyone help with cleanup today	Jan. 15	Flowers	New Members
Nov. 13	Holiday Decorating A	Jan. 22	Holiday	Decorating D
Nov. 20	Jewelry Stemmed Flowers/Minis	Jan. 29	Jewelry	Stemmed Flowers/Minis
Nov. 27	Mirrors, Frames Critters	Feb. 5	Mirrors, Frames	Critters
Dec. 4	Flowers Decorating D	Feb. 12	Flowers	New Members
Dec. 11	Holiday Decorating A	Feb. 19	Holiday	Decorating A
Dec. 18	Jewelry Stemmed Flowers/Minis	Feb. 26	Jewelry	Decorating D
Jan. 8	Mirrors, Frames Critters	Mar. 5	Mirrors, Frames	Critters

Mar. 12 Shell Show Set Up Times to be announced

Becky also provided this great information:

SHELLS: WHERE TO FIND THEM

It won't be long before Jae is asking you to start thinking about your Shell Show entries and we all need shells and sea life to complete our projects.

This is a list of some shell shopping possibilities that I frequently use that do not require a tax certificate.

1. Shore Goods ---formerly Marco Craft and Shell.
599 S. Collier Blvd, #315, Marco Walk Plaza, Marco Island Near Chicos
A wide variety of shells are available in small packages.
2. Kellys Shell Shack
1302 5 th Avenue S., Naples (US 41 E. on the Gordon River)
A wide variety of individual shells and sea life for sale.
3. Sea Shell Company
4461 Bonita Beach Road SW, Bonita Springs
***10% off Cash purchases ***5% off Credit card purchases
4. Shell Horizons
shellhorizons.com Clearwater, Florida 727-536-3333
Florida customers only are required to show a Florida Business License
you can order from any state but not Florida* \$50.00 minimum order
5. Richards Seashells
www.richardsseashells.com 863-875-5914
***great site ---fast shipping --- purchase in small quantities--- no minimum purchase
6. Shells-of-aquarius.com
jal@mindspring.com 727-515-0051
no minimum purchase
7. The Shell Store
theshellstore.com
8211 Ulmerton Road, Largo, FL 33771 727-360-0586
Shells, mirrors, frames
8. Amazon
9. Etsy
10. Krylon Triple Thick Clear Crystal Glaze
This spray we use is available at Walmart for about \$4.00. Other places much higher in cost.

PS:

WANTED: A card table. Does anyone have a card table to donate to Marco Island Shell Club?????? Contact Karen Caster

MEMBERSHIP



Welcome back, I hope to see you all soon and meet the newest Marco Island Shell Club members. Bring a friend, we would love to meet them.

TERMS OF MEMBERSHIP: Although the Marco Island Shell Club season runs from November through March, the bylaws set the membership year as January 1 through December 31.

DUES: The cost for individual membership is \$25 per year, or \$30 for a two-person household. The club accepts payment by check or credit card (through the Club’s PayPal account payment processor). **No cash payments will be accepted.**

RENEWAL: Online membership renewal is due **by December 31, 2018**. Current members should review their current data and renew for 2019 on the Club website—www.marcoshellclub.com. **NOTE: Directions for renewing online are found in the WEBSITE article below.**

NAMETAGS: Please wear your nametag at workshops. Many of the nametags were updated over the summer. If you have an error on yours, or if you need one, please let me know by putting your name on the nametag sheet on the sign-in table.

Thank you,

Linda Kropp — Membership Chair

WEBSITE



WEBSITE

Two changes occurred with our website over the summer: increased security and a fresh, new look!

NEW LOOK: The template has been visually updated with a more modern design which still includes our beloved seashells. Our website can now be more easily viewed on your phone and other mobile devices.


SECURITY: Our site now has an SSL certificate, so our official web address is <https://www.marcoshellclub.com>. You will now see a lock button to the left of the address, which shows the site is secure. Information that you send or get through the site is private. When you go to a site that uses HTTPS (connection security), the website’s server uses a certificate to prove the website’s identity to browsers, like Chrome or Safari.



ONLINE RENEWALS

The club has an online membership roster. This has many benefits, including a streamlined application and renewal process and improved fiscal accountability, resulting in less paperwork for the membership chair. It is important that all renewals (and new applications for membership) be done online. **Please note that the club roster is not visible to, or accessible by, those who visit the website.**

Save this page to use when you sign up on the website

You can renew your club membership for 2019, starting **November 1**. Renewal instructions are on the website.

Go to www.marcoshellclub.com. Click on the blue horizontal lines  logo on the right side of the blue bar to open a list of pages. Click on the + sign to the right of **Membership**, then click on **Renew Instructions**. You can print that page, or just leave it open and follow the steps. Or, you can read the instructions below:

ONLINE MEMBERSHIP RENEWAL INSTRUCTIONS FOR CURRENT MEMBERS: Open the Shell Club website at www.marcoshellclub.com. Select the three horizontal lines  logo on the right side of the blue bar to open a list of pages. Select the **person silhouette**  to log in. Fill in your username and password, then click on **Log in**. Once you are logged in, a **Members Only** link is added to the home page.

*** (Note: If necessary, select **Forgot your username?**, provide your email address, and your username will be sent to you. If you select **Forgot your password?** you will be able to choose a new one.) ***

Go back up to the blue bar and click on the horizontal line logo. Hold the pointer over **Members Only**, then select **Renew Subscription** from the drop-down menu.

The next page shows the status of your membership (Active or Expired). To renew, click on [Individual Application](#) or [Household Application](#). The next page shows the cost of the renewal. Click on the green tab [Renew in Advance](#), or [Renew](#) if your account has already expired.

On the Payment Information page, scroll down to the bottom to select the method of payment. If you choose Paypal payment processor, you will be redirected to a page which will give you the option of paying with your credit card **or** your Paypal account. Select the payment method (scroll down to **Pay with credit or debit card**) and fill in your billing information. When finished, click on **Return to merchant**.

If you choose to pay by check payable to **Marco Island Shell Club**, you can give it to the membership chair at workshop, or mail it to:

Marco Island Shell Club Membership Chair
P. O. Box 633
Marco Island FL 34146

IMPORTANT: Once you have completed your renewal, be sure to **Logout**.

As always, if you have any problems with the renewal process, you can see me before or after workshop on Tuesday mornings, or email me at webwoman651@gmail.com.

Looking forward to seeing all of you soon,

Joan Robbins — Website Chair

NATIONAL ESTUARIES DAY 2018

On Saturday, September 27, Karen Caster and I (Joan Robbins) participated in the 40th Annual National Estuaries Day celebration at Rookery Bay National Estuarine Research Reserve. We presented an educational table with examples of the two types of mollusks, gastropods and bivalves, along with Shell Club brochures and samples of the Club's shell art. Visitors to our table were invited to go "shelling" in the treasure box and identify the shells they selected by matching them with ones in the exhibit.

This annual event includes staff-narrated boat tours, with bus transportation provided to the boat, which is 15 minutes away. The Shell Club has underwritten the cost of this bus for several years. Many of the staff at Rookery Bay, including Environmental Director Keith Laakkonen, stopped by our table to thank the Club for the bus. Some of the visitors told us that the tour narrator mentioned our financial support for the transportation to the dock.

Note: The club also donated funds to provide GPS units for boats used in Rookery Bay's high school educational program, and other educational items for the elementary programs. Rookery Bay educates an average of 3000 students through field trips annually. There are three field trip programs specifically offered for Collier County Public Schools, as well as opportunities for other student groups.

Joan



Joan Robbins and Karen Caster at National Estuaries Day

Marriott Hotel Shell Class



Happy Fall Shell Club Members.

As my last task as Shell Club President, I finished a project we had been working on for several months. I was approached by a company in Orlando who arranged events at different conventions. They approached us through the website and wondered if we could provide them with a 1½ hour program on a Sunday morning for spouses of the people at a convention at our Marco Island Marriott. They wanted something on the history of shelling. Working with the representative and a few board members, we came up with a program. Marge Tunnell graciously accepted the challenge of a talk with the help of John Tunnell who provided his usual great AV help. It was just great! The group that agreed to help with the program met in advance and covered little wreaths with crushed shells that the participants could then add some small whole shells. We had a few challenges along the way, but the event was a success and the group that participated had a fun time. I need to recognize those who assisted because there is no way that we could pull off what I dubbed our “Dog and Pony” show without each one. Jae even made hats for us to wear. We took some of our wares (what little was left after the shell show) and were able to sell some. We got our picture in the Eagle and we made \$1,079.04 after our costs. We had enough supplies for 100 attendees but we only had 55 so we can use the excess supplies for other projects. Becky Miller was great and bought supplies and helped in so many other ways. Thank you to Joan Robbins for taking the money at the event. The group that helped cover the wreaths were Pat Wood, Karen Caster, Jae Kellogg, Becky Mille, Joan Robbins, Marge Tunnell, Cindy Wesolowski, Jackie Lynch and Marsha Prunetti. Amy Tripp lent us her fossils which were part of the program. Those that helped at the day of the event were Sally Johnson, Judy Arnold, Karen Caster, Jae Kellogg, Becky Miller Joan Robbins, Marge and John Tunnell, Pat Wood, Cindy Wesolowski, Jackie Lynch and Cathy Shuler. What a wonderful group to work with. Thank you all....
Kathy Benedik



On Stage As seen in the Marco Eagle



SCHOLARSHIPS AND GRANTS



We gave Golden Gate Elementary School money last year and the teacher and students are most grateful.

Check out the photos of the students and the papers held up thanking the club.

Letter from Golden Gate Middle School -

Subject: Grant Evidence

Paulette and the Marco Island Shell Club, Thank you for making it possible for us to get the iPad♥.

We have a tad more funds left to spend on Science education . We will most likely do *Animal Classification* games (Mammals, Fish, Insects, Birds, Amphibians, invertebrates, and such.)

Sea Shell Identification Lesson

Marco Isle Shell Club Member, Paulette Carabelli, was kind enough to share a large bucket of well-preserved shells with the class. Most of the students in Ms. Ray's 3rd grade class have not been to the beach. They were fascinated by the beautiful shells. As students took a multitude of mandated assessments, Ms. Ray allowed them to pick any shell they like *if* they worked right up to timed limit on the tests. If a student had several sitting in or on their desk, it was considered a trophy for their hard work. Also, once they learned that baby oil made them even more beautiful- they were begging for ways to earn them!

One day, the new iPad that the shell club had funded, arrived! The children understood that it is very expensive and they really appreciated how it could enhance all of their school work. Ray asked them how they could put it to good use. Very quickly, they responded that they would like to find out the names of their little treasures. They did illustrations, researched the names of the shells, as well what they like to call *fun facts*. All over the room for several days, one could hear, "Did you know....?"

All shells were identified by name. Here is a small sample of things they learned *completely on their own*:

- the shell is just the skeleton of the mollusk
- the shell is made mostly of calcium – just like human bones
- sometimes hermit crabs lived in them.
- shells can be a left or right turned
- bivalves are hinged shells
- mollusks in the spiral shells will eat the bivalves
- some of the gastropods are edible

On behalf of the class and Golden Gate Elementary, we are so grateful for your support and generosity.

Thank you,

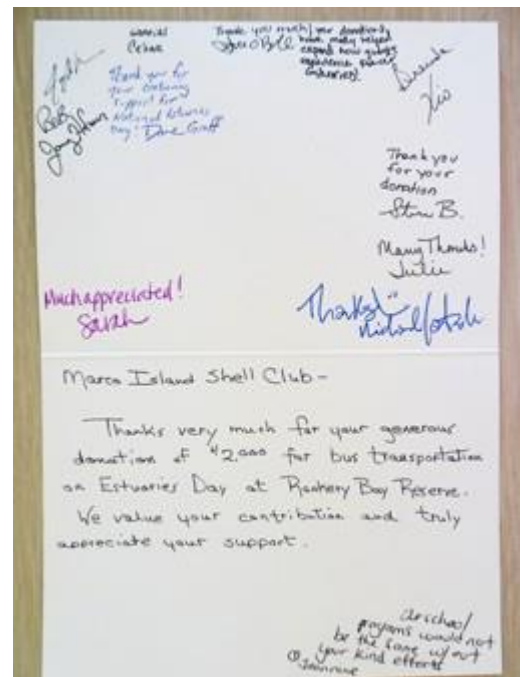

Leah Ray

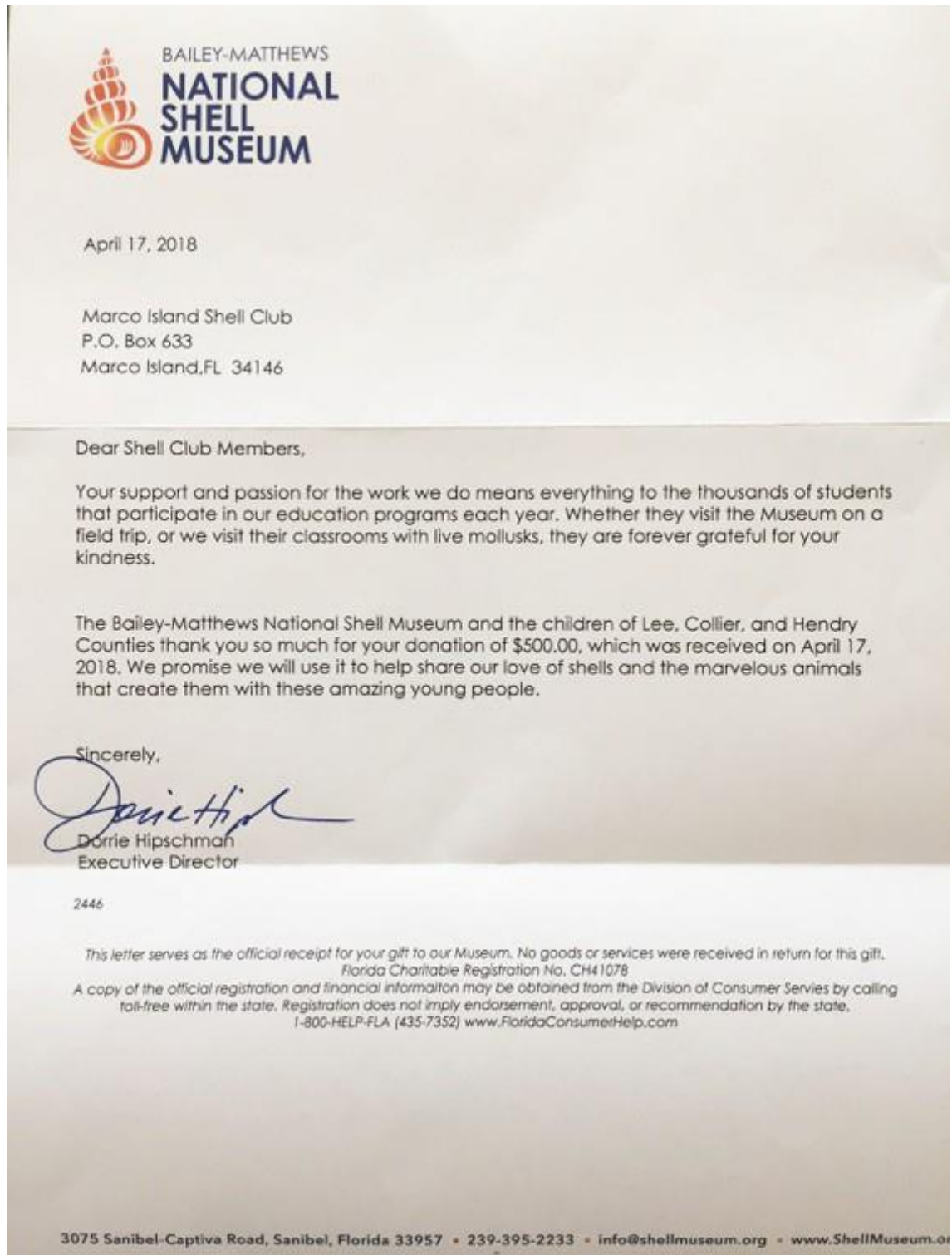
rayle@collierschools.com

Leah Ray , 3rd grade teacher Golden Gate Elem.



We also received this thank you card from the Rookery Staff and letter from the Shell Museum.





Paulette Carabelli - Scholarship Committee

EXCURSIONS



Dear Marco Island Shell Club Members,
I want to apologize for the cancellations of the fossil trip, the FGCU tour, and shelling excursions this season.

The Black Pearl sunset cruise will be postponed until November after the workshops have started. It will be posted on the excursion website so watch for it then.

Next season some of the excursions that have been suggested are

1. Car pool and go to the Bailey Shell Museum and the beach on Sanibel
2. A group excursion to the Broward county shell show in January using a motorcoach. I will start collecting checks in November. Cost will be approximately \$35.00 perperson.
3. Wearing our tshirts be in a parade to advertise the Shell Club and show.
4. Go on a Mystery train.
5. Have a mystery lunch at a local restaurant.
6. Shelling excursion on a boat to sand bars and islands.

If you have any more suggestions please let me know.

My email is excursions@marcoshellclub.com

Thank you for your interest.

Pat Wood - Excursion Chair

SEMINARS



This year we will have seminars on Thursday, January 10, Thursday, February 7, and Thursday March 7th. We have a couple of great speakers lined up. I will elaborate in the next newsletter. If you have suggestions for future seminars, please feel free to let me know.

Please join us at our seminars at 6:00pm at Dissler Hall, United Church of Marco, 320 N Barfield Drive.

Marge Tunnell — Vice President and Seminar Chair

PUBLICITY



As you have just read, even though many of us "Snow Birds" were out of town, our friends were quite busy Showing off the Marco Island Shell Club to the Marco/Naples area. Many thanks to them.

Looks like we have a busy season coming up. See you soon.

John Tunnell- Publicity Chair

2018-2019 OFFICERS AND CHAIRS

Officers

- President..... Karen Caster
President Elect
Vice President..... Marge Tunnell
Recording Secretary..... Sally Johnson
Corresponding Sec..... Marsha Prunetti
Treasurer..... Christine Bergquist

Address all correspondence to:

Marco Island Shell Club, Inc.
P. O. Box 633
Marco island, FL 34146
www.marcoshellclub.com

Chairs

- Shell Show..... Jae Kellogg
Membership..... Linda Kropp
Scholarship..... Paulette Carabelli
Education/Excursions..... Pat Wood
Publicity..... John Tunnell
Website Joan Robbins
Seminar..... Marge Tunnell
Workshop..... Becky Miller/Debbie Towey

