


# The Sea Shell

Marco Island Shell Club Newsletter

November 10, 2020

## PRESIDENT'S MESSAGE



I hope each of you has had an enjoyable summer and that you and your families are safe and healthy. As we approach the end of 2020, I wanted to take a minute to reflect back on a most unusual year and look forward to hopefully a better 2021. Although our 2020 season started off with a bang including the most successful Holiday sale in the history of our club, it certainly didn't end like we planned. As you may know, we had very productive workshops through the first part of March and were preparing for the huge celebration of our 40th Anniversary Shell Show when our plans had to be abruptly cancelled due to the Coronavirus. Little did we know at the time, that we would still be dealing with the effects of the pandemic as we approached the start of our 2021 season.

Summer months are typically a slow time for our club as many members head back north so we took a wait and see approach before finalizing a calendar and making plans for this upcoming season. A new home for our workshops had been secured and were scheduled to start at the end of October at St. Mark's Episcopal Church. After receiving lots of feedback and comments from members, the Board of Directors made the difficult decision to postpone the start of workshops until at least January. We are hopeful that we will be able to resume workshops on Fridays in January with some changes to allow us to meet in a safe and responsible manner.

Many of our table leaders and members have been busy working away over the summer at home, creating more of the beautiful works of art from our vast inventory of shells. Speaking of shells we also received more shell donations so we have plenty of stock for when our workshops do resume. Since we did not have our show and sale last March, we have a lot of finished product in inventory and ready to sell, so we have decided to expand our Holiday sale this year to two days.

The Holiday sales will be held outside at St. Mark's Episcopal Church on two consecutive Fridays, November 27th and December 4th. The sale will be from 9am to 2pm each day. Masks will be required and social distancing will be in effect. I hope everyone will be able to come. Table leaders will be reaching out to ask for volunteers to help at the sale. Please help if you can.

Although we have not had our regular meetings, the club continues to operate with lots going on behind the scenes. I would like to give a special thanks to the members of the board that have continued to carry on with their work during this challenging time, as you will see by the reports below.

You may recall that we had planned to celebrate Emily Savage and her birthday at our show in March. As part of the celebration, we were going to present her with one of the decorated tissue boxes that Jackie Lynch's table creates since Emily had expressed a desire to have one. Unfortunately, as you know the show was cancelled so over the summer Jackie delivered the tissue box to Emily at her home. Below are a couple of photos that Jackie had sent me.



I look forward to seeing everyone at the Holiday sales, until then, stay safe and healthy!

*Cindy Wesolowski* - President



WORKSHOP 2020-2021

Just for fun, I've been working on some projects to do at home—maybe holiday gifts or something to do with kids for art activities.

- SHARKS --- paint a flat oyster silver—add a white mouth and sharpie in the teeth and eyes. Spray first then use sharpie.
- STORM RAINBOW --- on a sun ray venus draw a cloud and 6 lines. Paint red, orange, yellow, green, blue, violet. Paint white cloud last. Use sharpie ---AFTER THE STORM COMES THE RAINBOW I drilled a hole in the top, but you could add a ribbon hanger on the back.
- SCALLOP --- paint a scallop like a cupcake and add some bling. Also paint a scallop with a shimmery paint and add some glitter and pearls.
- CLOTHESPIN CHIP CLIPS --- buy some clothespins at the dollar store. Take them apart, paint, spray, stamp a label, put them back together, add a shell on the tip.

- RED SANTA – paint a flat oyster red, add face and beard. Add some wispy lines along the beard. Add some glitter and spray. Another version of this is to paint a face, add a red hat, and then paint the remainder of the oyster white as a beard. Add pink cheeks, black eyes, and red mouth.
- BRIGHT COLORED FISH – Paint a large clam, both sides and a scallop in bright colors. Add an eye. Drill a hole to hang them or add a ribbon to use as an ornament.
- FLORIDA FIGHTING CONCH SANTA – Drill a hole at the top on the inside. Paint a face shape, add a beard and white hat band. Paint remainder red. Add eyes, cheeks, and mouth. Spray.
- SAND DOLLARS – Paint sand dollars in interesting scenes. File the edges so they are smooth. I did not harden mine with Elmers Glue/water because mine were firm and hard. If you are using a sharpie to draw on them spray before drawing. The spray causes the sharpie to run.
- MANDALA – I looked at some U-tubes on making mandalas and some practice dotted sand dollars and docinas. The designs and colors are variable. I sanded the sand dollars to make the edges smooth. My sand dollars in Iowa were strong and very hardened. They had been in the basement for a long time. If the sand dollars are fresh or weak this probably won't work. I used chop sticks (both sides), a large pencil eraser, a lead pencil, and a chap stick tube for the different size dots. (I did end up buying a special set of dotters but found I liked my home made tools better). I used regular acrylic paint and just put my dotter in the lid of the paint. Spray after the paint is dry.

Hopefully this has given you some ideas for fun things to do until we get back to Workshop activities. At this point, we are planning to start Workshops in January at St Mark's Episcopal Church, 1101 North Collier, Marco Island. As January nears, we will make decisions on how Workshop Fridays will work out. We will be following CDC Guidelines and masks will be expected. This all depends on conditions in January. We are all in this together and need to be aware of what's best for each other and for the club. Watch your emails for details as January approaches. Hope to see everyone at the Holiday Sales or whenever we can safely get together. Keep busy doing something. It makes the time pass in a pleasant manner.



**HOLIDAY SALE ---- HOLIDAY SALE ---- HOLIDAY SALE ---- HOLIDAY SALE**

We are planning two outdoor Holiday Shell Art Sales this year – Friday November 27 and Friday December 4 – 9:00 to 2:00—on the walks, under the eaves, at St Marks Episcopal Church, 1101 North Collier Blvd. Marco Island.

It will be great to see all the creations we worked so hard to produce last season. We will be following CDC Guidelines and expecting masks to be worn. Tell your friends and family. Hope to see you there.

## FESTIVAL OF TREES-2020

I just received the invitation to participate in the 7th Annual Festival of Trees at the Center for the Arts on Marco Island. This years tree theme came about from a number of sources. Last season, Amy donated a white tree which conveniently has pink tellins on some of the branches. Kathy B. suggested angels as the theme. This summer we were gifted with a large collection of net angel wings. Pink tulle from Hobby Lobby, pink wings and pink boa from the \$Store and we have Angels in a Pink Cloud. Now we need angels. Lots of angels. The Festival of Trees is open at the Center for the Arts December 1-3. Stop by to see the trees. They are always beautiful and a festive way to start the Holiday Season.

*Becky Miller* — Workshop Chair



MEMBERSHIP

Just a reminder, membership renewals are due by December 31, 2020, and you must renew online to keep your membership active. Once workshops resume, only active members will be able to attend and participate in Club activities. To renew your membership, please visit the website [www.marcoshellclub.com](http://www.marcoshellclub.com) and follow the prompts from the link on the website home page where you will see the following:

Members Please Login To Renew Membership Here

Simply click on the word Here at the end of the sentence and follow the on-screen prompts to login and renew your membership. The annual membership dues for individuals is \$35 per year. You may pay your dues with a credit card at the time you renew your membership online by selecting pay by PayPal. Or you may pay by check, just select Pay By Check when you renew your membership on the website. If you choose to pay by check, make checks payable to Marco Island Shell Club and mail your check to Marco Island Shell Club, PO Box 633, Marco Island, FL 34146. Payments cannot be accepted until your membership has been renewed on the website.

**If you are having difficulty renewing your membership, please use the Contact Us form on the website to describe your problem. Joan Robbins, the website manager, monitors those submissions and will email you with a solution.**

As a reminder, we are still looking for a new Membership Chair. If you would like to volunteer, please let me know. Knowledge of Excel is helpful.

Cindy Wesolowski



SCHOLARSHIPS

We received from FGCU the total scholarship fund allocation for the 2020-21 year based on our assets with them. The undergraduate received \$600 and the graduate student \$1300.

The undergraduate student recipient is Trinity Allan and the graduate student is Samuel Hans.

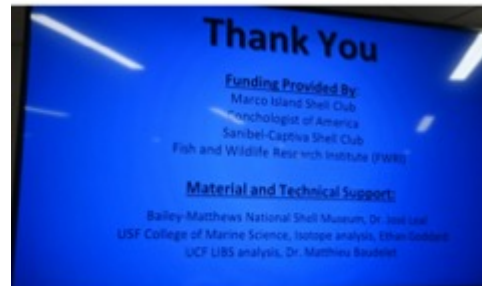
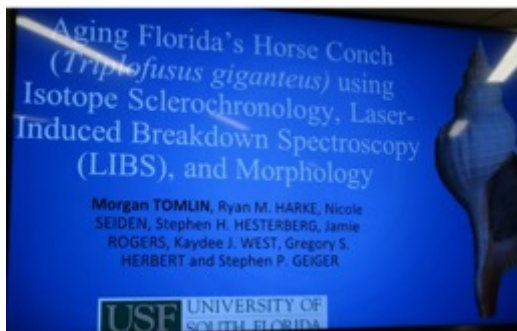
Paulette

We awarded funds to the Bailey-Matthews National Shell Museum “Mollusks on the Move” Program. These classes were to be presented to the first, third and fifth grades at Tommie Barfield Elementary on Marco Island and to some classes at Golden Gate Elementary. They were cancelled this spring due to school closings. These programs will be rescheduled when the classrooms reopen during the 2020-2021 school year.

We recognize the efforts all members make when preparing their shell creations. They are beautiful and inspiring. Your work is truly appreciated. Hopefully you are all having fun at the same time.

A few of us attended the annual all-day meeting of FUM (Florida United Malacologist) at Sanibel last spring to see what papers were presented on the topic of sea shells.

One of the presenters was working on a project that we funded in past years trying to determine the age of horse conchs, etc. Here are 2 photos from the presentation. One shows the participants we funded and the name of the research and the other their thank you to us, even now, a year or 2 later, as their work continues with different participants. We do make a difference and we are remembered. Thank you for all your work.



*Paulette Carabelli* - Scholarship Committee

EXCURSIONS

As of this season I will be our new Excursion Chair. Because of the uncertainty of activities, right now no excursions will be scheduled. We might be able to schedule some walks on South Beach.

Sandy Fansler – Excursion Chair

PUBLICITY



As you are all aware this has been a very unusual year for our Shell Club. We should thank our new officers for the effort they have exerted in getting activity planned for this year.

John Tunnell– Publicity Chair

2020-2021 OFFICERS AND CHAIRS

Officers

- President..... Cindy Wesolowski
Vice President..... Jacqueline Lynch
Recording Secretary..... Judy Arnold
Corresponding Sec..... Sally Johnson
Treasurer..... Christine Bergquist

Address all correspondence to:

Marco Island Shell Club, Inc.
P. O. Box 633
Marco island, FL 34146
www.marcoshellclub.com

Chairs

- Shell Show..... Jae Kellogg
Membership.....
Scholarship..... Paulette Carabelli
Education/Excursions..... Sandy Fansler
Publicity..... John Tunnell
Website ..... Joan Robbins
Seminar..... Jacqueline Lynch
Workshop..... Becky Miller

To contact officers and chairs by email, use information@marcoshellclub.com